

## Equipment feet

# Individual solutions simply put together.

Out of the many possibilities we present here the standards. Contact us directly for device- or process-specific fastenings for the articulated arms.

### Brochure



More product details about gauge stands and clamping joints in the prospect under: [www.dk-fixiersysteme.de/prospekt](http://www.dk-fixiersysteme.de/prospekt)

### Product videos

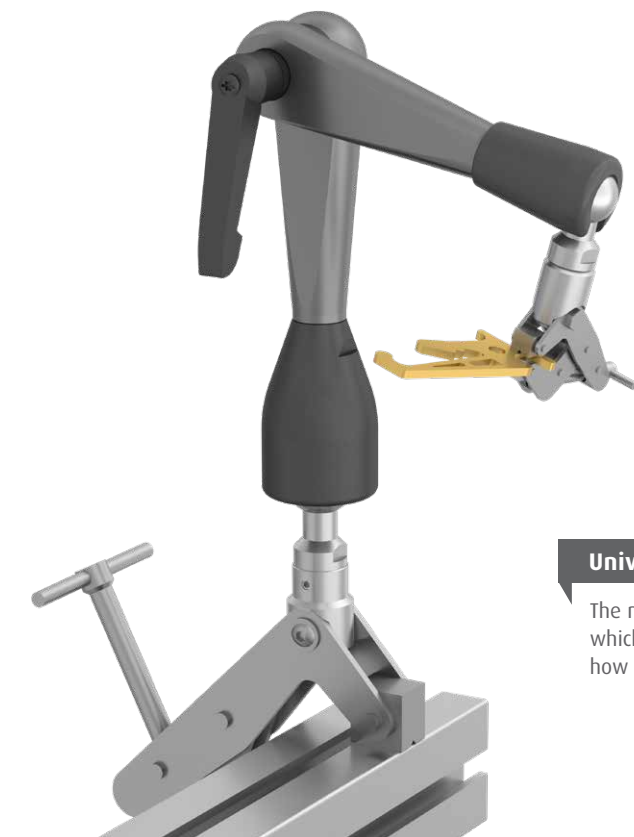


Clear explanatory videos of our three different stand clamping systems are available on our YouTube channel: [www.dk-fixiersysteme.de/videos](http://www.dk-fixiersysteme.de/videos)




### Efficient working

Set dial gauges quickly and accurately in the optimum position and fasten them securely, even in confined spaces.



### Universal holding system

The matrix of individual components shows which series products are available and how they can be combined.



### Perfect positioning

3D clamping joints as a third hand with sound basic elements and functional part holders.



dk FIXIERSYSTEME GmbH & Co. KG  
Ferdinand-Lassalle-Strasse 35  
72770 Reutlingen, Germany

Tel. +49 (0) 7121 90 97 10  
Fax +49 (0) 7121 90 97 120  
info@dk-fixiersysteme.de  
www.dk-fixiersysteme.de

modular. simple. better.

### Fastenings for the lower function joints

The intermediate plate 245411 is required for mounting the add-on parts with M8.  
\* The intermediate plate 245412 is required for ChromLine CL-400 Article No. 242041.

The intermediate plate 245410 is required for mounting the add-on parts.

Switch magnets				Screw adapter for fastening to switch magnets, measuring plates or other basic elements										Adapter for Alufix 25/40	Adapter for dk systems		Clamp locking		Parallel clamps	Base		Risers Columns 200 and 450 mm											
300 N 30x34x35, M6	750 N 50x60x55, M8	1,000 N 50x74x55, M8	1,500 N 60x120x55, M10x1.25	3,000 N 130x120x55, M10x1.25	245010	245012	245013	245014	245020	297800	245401	275120	275000	275100	245403	275200	245404	290600	245490	245491	273006	273008	245200	245201	245300	245100	245101	245102	245500	245501			
E	J + 275120	J + 275120	N	N	N	N	J	N	J + 275120	N	J + 275120	N	J + 275120	J + 275120	J + 275120	J	N	J	N	J	N	J	N	J	J	J	J	J	J	N			
J + 275000	E	J	N	N	N	N	N	N	J	J	J	N	J	J	J	N	J	N	J	J	N	J	N	J	J	J	J	J	J + 275000	J + 245403			
N	J	E	J + 245403	N	N	N	N	N	J	J	J	N	J	J	J	N	N	J	J	J	N	J	N	J	J	J	J	J	N	J + 245403			
N	J	E	J + 245403	J + 245403	N	N	N	N	J	J	J	N	J	J	J	N	N	J	J	J	N	J	N	J	J	J	J	J	N	J + 245403			
N	J	E	J + 245403	N	N	N	N	N	J	J	J	N	J	J	J	N	N	J	J	J	N	J	N	J	J	J	J	N	J	J + 245403			
N	N	J + 297800	J + 245404	J + 245404	J	N	N	N	N	N	J + 297800	J	J + 297800	J + 297800	J + 297800	J + 297800	N	J + 297800	N	J + 297800	N	J + 297800	J + 297800	J + 297800	N	J + 297800	N	N	J + 245404	J + 245403			
N	J*	J*	J + 245403	J + 245403	N	N	N	N	J	J	J	N	J	J	J	N	J	N	J	J	N	J	J	J	J	J	J	N	J + 245403				
N	N	J + 245401	J	E	N	J	N	N	J + 245401	N	J + 245401	N	J + 245401	J + 245401	J + 245401	N	J + 245401	N	J + 245401	J + 245401	N	J + 245401	N	N	N	N	N	N	J				
Stainless steel lower attachments for INOX Hygienic Line on request																	Adaptations and special interfaces on request					Fastening on plates span 38, for columns Ø 16 245220				Fastening on tubes Ø 10/40 for columns Ø 16 245225		Matching basic elements on request				Columns Ø 16 mm L 50 / 150 / 300 245515 245520 245530	

Option protection			Alternative central lock	
Protective sleeves			Detent lever instead of twist knob	
for ball Ø 10	for ball Ø 20	for ball Ø 30	Lever 40 mm, female M6	Lever 65 mm, female M6
253701	253711	253721	244040	244065
J (top+bottom)	N	N	J	N
J (top+bottom)	N	N	J	N
J (top)	J (bottom)	N	J	J
J (top)	J (bottom)	N	N	J
J (top)	J (bottom)	N	J	J
J (top)	J (bottom)	N	N	J
N	J (top+bottom)	N	E	J
N	J (top)	J (bottom)	N	E
on request			N	J
on request			N	J
Info: 243041-D5 is steam sterilisable				
Grip versions for INOX Hygienic Line on request				

# Instrument and part holder

## Individual solutions simply put together.

Out of the many possibilities we present here the standards. Please ask us directly for device- or process-specific part holders.

### Brochure




More product details about gauge stands and clamping joints in the prospect under: [www.dk-fixiersysteme.de/prospekt](http://www.dk-fixiersysteme.de/prospekt)

### Product videos

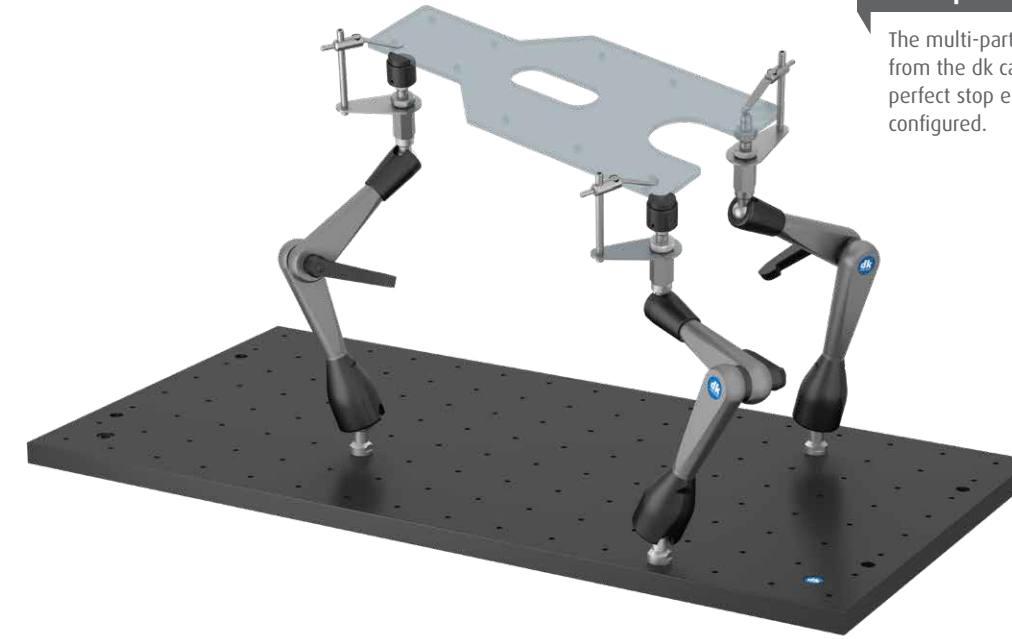


Clear explanatory videos of our three different stand clamping systems are available on our YouTube channel: [www.dk-fixiersysteme.de/videos](http://www.dk-fixiersysteme.de/videos)



### Modules instead of custom-made parts

Adapters for standard elements and interfaces for dk clamping products make the 3D joints easily adaptable to individual requirements.



### Multi-part 3D fixating systems

The multi-part fixtures made of standard elements from the dk catalogue are rigidly fastened, have perfect stop elements and can be infinitely spatially configured.

### Precision technology

Expanding the 3D clamping joints with e.g. tiny chucks for the exact positioning and repeat accuracy fixating of test pieces. Many more solutions in the dk main catalogue



dk FIXIERSYSTEME GmbH & Co. KG  
Ferdinand-Lassalle-Strasse 35  
72770 Reutlingen, Germany

Tel. +49 (0) 7121 90 97 10  
Fax +49 (0) 7121 90 97 120  
info@dk-fixiersysteme.de  
www.dk-fixiersysteme.de

modular. simple. better.

### Measuring device holder

Precision fine female M6 (F)	Precision fine female M8 (F)	Precision fine (FS) play-free female M8	Micro precision (MS) play-free female M8	Reducing bush

Effective radius	Description	dk Article No.		
with dial indicator	ball-ball	Thread (bottom/top)		
160	100	M6 / M6	SL-100	240001
240	170	M8 / M6	SL-170	240011
310	250	M8 / M8	SL-250	240021
360	290	M8 / M8	SL-290	240031
225	160	M8 / M8	VL-160	244010
345	280	M8 / M8	VL-280	244030
230	160	M8 / M8	TS-160	241010
350	280	M10 / M8	TS-280	241031
480	410	M8 / M8	CL-400	242041
640	560	M10F / M8	CL-600	242051
250	M12x1 / M8	INOX-250		243021
370	M12x1 / M8	INOX-370		243031
490	M12x1 / M8	INOX-490-DS		243041-DS
660	M12x1 / M12x1	INOX-660		243051

Application-specific stainless steel top attachments for INOX Hygienic Line on request

### Screw adapter top

female M / male M	female M / male SWA	Connecting pieces

female M8, male M6	female M6, male M8	female M6, male SWA8	female M6, male SWA8	female M8, male SWA8	female M8, male SWA8	Connection 2 x female M6	Connection 2 x female M8
275000	246400	246410	246411	246412	246413	246405	246406
N	J	J	J	N	N	J	N
N	J	J	J	N	N	J	N
J	N	N	N	J	J	N	J
J	N	N	N	J	J	N	J
J	N	N	N	J	J	N	J
J	N	N	N	J	J	N	J
J	N	N	N	J	J	N	J
J	N	N	N	J	J	N	J
J	N	N	N	J	J	N	J
J	N	N	N	J	J	N	J

Application-specific stainless steel top attachments for INOX HygienicLine on request

### Holder, lock and clamping elements top

Parallel clamp thread	Lock clamp spring	Round holder light conductor holder	Vice	Prism holder	Small parts holder	Forked clamp	Chock clamp	Magnet	Tiny chuck	Chuck	Pull/push clamp	Adapter for dk systems	Adapter for vision/control

span 25, female M6	span 50, female M6	span 75, female M8	width 21, female M6	width 50, female M6	Ø 11-16, female M6	Ø 10, female M6	B15, span 14, SWA5	B 25, span 24, SWA5	Ø 20x45, SWA8	30x25x25, SWA5	Ø 12x80, span 0.5-5, M6	3x82x1.6, SWA5	4x0-12, SWA5	T5, H3, SWA5	Ø 16x26, 95N, SWA5	0.5-5 / 5-9, SWA5	0-32 / 11-23, SWA5	Travel 11, 80N, SWA8	L 55, SWA5	SWA39 on SWA5	Camera, optics, Sensor, light, I/O	
246360	246361	245300	246206	246208	246500	246501	270900	270950	285810	268000	390200	266100	266900	302100	267810	283800	329010	376800	269300	273300 + 440135		
J	J	J + 275120	J	J	J	J	J + 246410	J + 246410	J + 246411	J + 246410	J	J + 246410	J + 246410	J + 246410	J + 246410	J + 246410	J + 246410	J + 246410	J + 246410	J + 246410	J + 246410	
J	J	J + 275120	J	J	J	J	J + 246410	J + 246410	J + 246411	J + 246410	J	J + 246410	J + 246410	J + 246410	J + 246410	J + 246410	J + 246410	J + 246410	J + 246410	J + 246410	J + 246410	
J + 275000	J + 275000	J	J + 275000	J + 275000	J + 275000	J + 275000	J + 246412	J + 246412	J + 246413	J + 246412	J + 275000	J + 246412	J + 246412	J + 246412	J + 246412	J + 246412	J + 246412	J + 246412	J + 246413	J + 246412	J + 246412	
J + 275000	J + 275000	J	J + 275000	J + 275000	J + 275000	J + 275000	J + 246412	J + 246412	J + 246413	J + 246412	J + 275000	J + 246412	J + 246412	J + 246412	J + 246412	J + 246412	J + 246412	J + 246412	J + 246413	J + 246412	J + 246412	
J + 275000	J + 275000	J	J + 275000	J + 275000	J + 275000	J + 275000	J + 246412	J + 246412	J + 246413	J + 246412	J + 275000	J + 246412	J + 246412	J + 246412	J + 246412	J + 246412	J + 246412	J + 246412	J + 246413	J + 246412	J + 246412	
J + 275000	J + 275000	J	J + 275000	J + 275000	J + 275000	J + 275000	J + 246412	J + 246412	J + 246413	J + 246412	J + 275000	J + 246412	J + 246412	J + 246412	J + 246412	J + 246412	J + 246412	J + 246412	J + 246413	J + 246412	J + 246412	
J + 275000	J + 275000	J	J + 275000	J + 275000	J + 275000	J + 275000	J + 246412	J + 246412	J + 246413	J + 246412	J + 275000	J + 246412	J + 246412	J + 246412	J + 246412	J + 246412	J + 246412	J + 246412	J + 246413	J + 246412	J + 246412	
J + 275000	J + 275000	J	J + 275000	J + 275000	J + 275000	J + 275000	J + 246412	J + 246412	J + 246413	J + 246412	J + 275000	J + 246412	J + 246412	J + 246412	J + 246412	J + 246412	J + 246412	J + 246412	J + 246413	J + 246412	J + 246412	
J + 275000	J + 275000	J	J + 275000	J + 275000	J + 275000	J + 275000	J + 246412	J + 246412	J + 246413	J + 246412	J + 275000	J + 246412	J + 246412	J + 246412	J + 246412	J + 246412	J + 246412	J + 246412	J + 246413	J + 246412	J + 246412	

Stainless steel top attachments for INOX Hygienic Line on request